

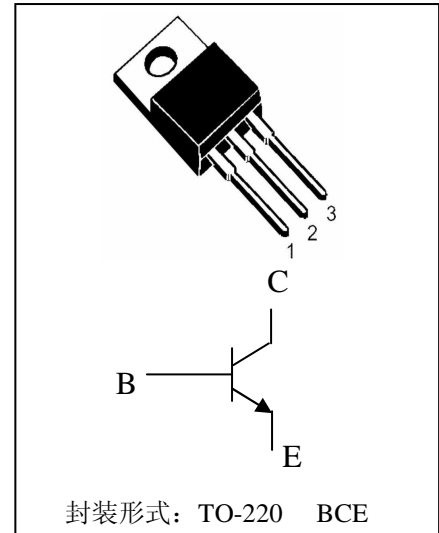


- 特点: ■击穿电压稳定 ■开关速度快 ■安全工作区宽 ■符合ROHS规范
- FEATURES: ■HIGH VOLTAGE CAPABILITY ■HIGH SPEED SWITCHING ■WIDE SOA ■ROHS COMPLIANT
- 应用PC电源开关电路
- APPLICATION: PC Switch Mode Power Supply

●最大额定值 (TC=25°C)

●Absolute Maximum Ratings (Tc=25°C)

参数名称 PARAMETER	符号 SYMBOL	额定值 VALUE	单位 UNIT
集电极-基极电压 Collector-Base Voltage	VCBO	700	V
集电极-发射极电压 Collector-Emitter Voltage	VCEO	410	V
发射极-基极 Emitter-Base Voltage	VEBO	9	V
集电极电流 Collector Current	Ic	8	A
集电极耗散功率 Total Power Dissipation	PC	200	W
最高工作温度 Junction Temperature	Tj	150	°C
贮存温度 Storage Temperature	TsTg	-55-150	°C



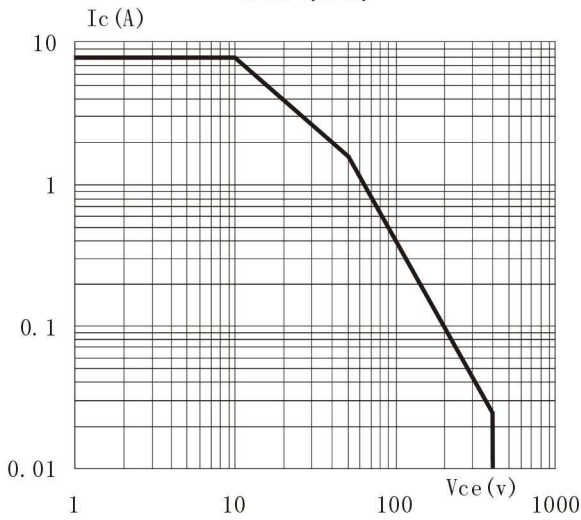
电特性 (TC=25°C)

Electrical Characteristics (Tc=25°C)

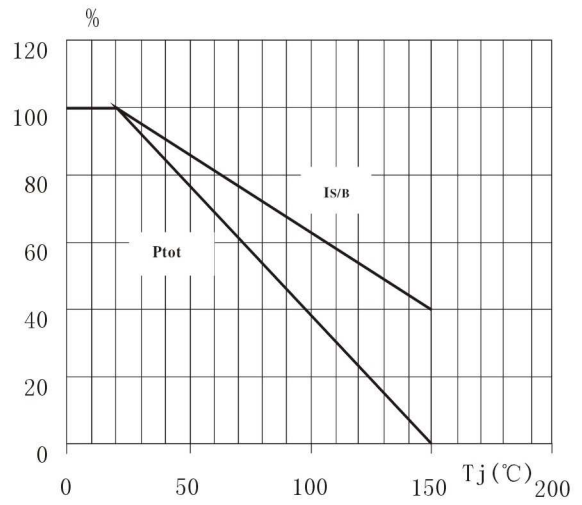
参数名称 CHARACTERISTICS	符号 SYMBOL	测试条件 TEST CONDITION	最小值 MIN	最大值 MAX	单位 UNIT
集电极-基极截止电流 Collector-Base Cutoff Current	ICBO	VCB=700V		5	uA
集电极-发射极截止电流 Collector-Emitter Cutoff Current	ICEO	VCE=400V, IB=0		10	uA
集电极-发射极电压 Collector-Emitter Voltage	VCEO	IC=10mA, IB=0	410		V
发射极-基极电压 Collector-Base Voltage	VEBO	IE=1mA, IC=0	9		V
集电极-发射极饱和压降 Collector-Emitter Saturation Voltage	Vcesat	IC=2.0A, IB=0.4A		0.35	
		IC=5.0A, IB=1.25A		0.65	V
		IC=8.0A, IB=2.0A		0.9	V
发射极-基极饱和压降 Base-Emitter Saturation Voltage	Vbesat	IC=5.0A, IB=1.25A		1.2	V
电流放大倍数 DC Current Gain	Hfe	VCE=5V, IC=10mA	8		
		VCE=5V, IC=2.0A	20	30	
		VCE=5V, IC=8A	6		
贮存时间 Storage Time	ts	VCC=5V IC=0.5A (UI9600)	4.0	8.0	us
下降时间 falling time	tf			1.0	



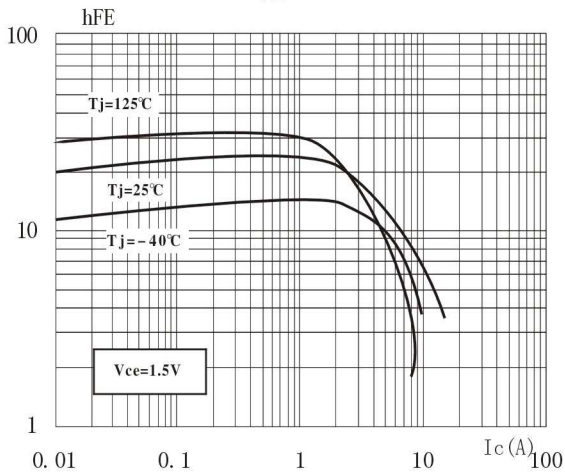
SOA(DC)



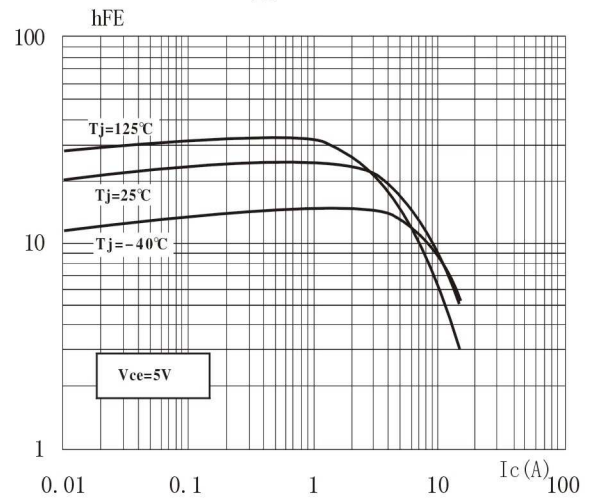
Pc ∝ Tj



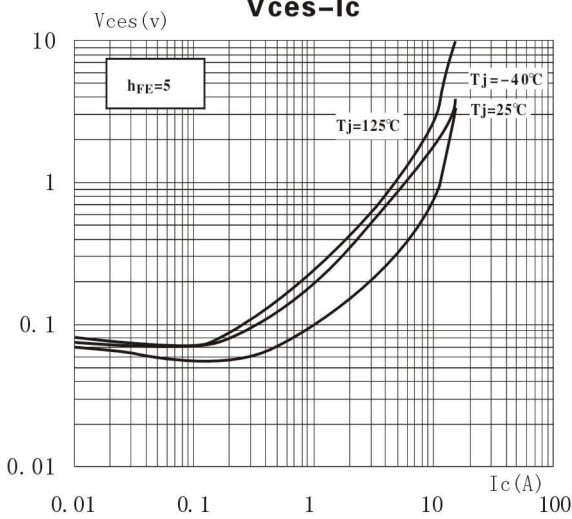
hFE - Ic



hFE - Ic



Vces - Ic



Vbes - Ic

